



Press release 2011-10-21

JMobile Suite, Version 1.6.

Now everything changes

Italy, Verona – 21 october 2011

Dear Distributors and Partners,

We are pleased to announce the release of JMobile Suite, Version 1.6.

The JMobile Suite is available for download from the following [link](#).

This new release includes both bug fixes and some key new features.

The Release Notes for the new version are available from the JMobile.net web site at the following [link](#).

Please note that the page is accessible only to registered users.

The JMobile web site also provides an FAQ section which is constantly updated with items related to newly implemented features (not yet described in the on-line help) or generic application notes, such as the use of the CoDeSys soft PLC for direct control of the panel serial ports.

FAQ's are available at the following [link](#).

What's New in Version 1.6

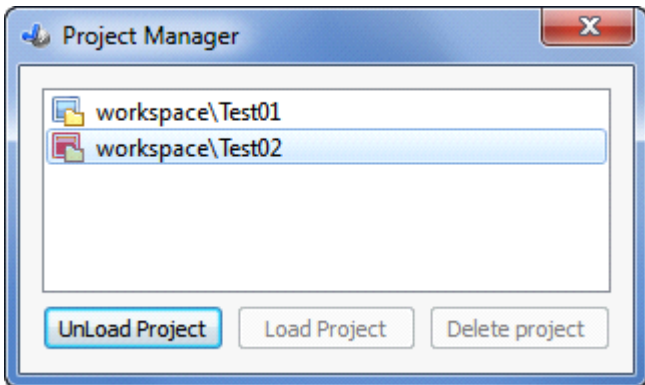
The key new features introduced in V1.6 include the following:

Project Switch from target device

Now you can manage projects from the target device. The context menu includes a new item called "Project manager...". When selected, a dialog box will appear providing options to unload the current project, load (activate) another project present on the HMI memory, or delete a project. The function is described in the FAQ section of the [JMobile](#) web site.

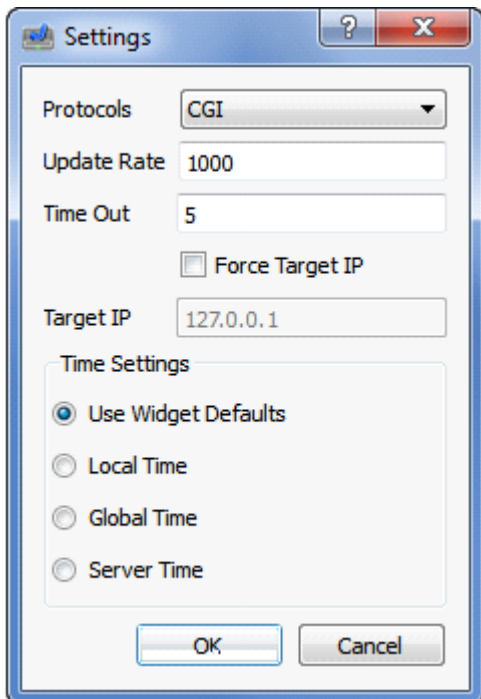
Press contacts

Sitek SpA
Via Monte Fiorino 9
37057 San Giovanni Lupatoto
Phone: +39 045 8750404
Fax: +39 045 8779023
<mailto:info@sitek.it>



Options in JMobile PC client for timestamps visualization

The JMobile PC client now includes an option to handle timestamps according to local time (the time in the zone where the client runs) or Server time (the time of the zone where the panel is installed). This feature is very useful when the client is used remotely to consult trends data or historical event list with a reference of time that can be quickly changed between local and remote. The function is described in the FAQ section of the [JMobile](#) web site.



Press contacts

Sitek SpA
Via Monte Fiorino 9
37057 San Giovanni Lupatoto
Phone: +39 045 8750404
Fax: +39 045 8779023
<mailto:info@sitek.it>

Revision of the Alarm State Machine

The alarm state machine has been revised to include options to make it compatible with legacy Designer approach. The function is described in the FAQ section of the [JMobile](#) web site.

Support for Simatic S7 MPI

With JMobile V1.6 we now support the Simatic S7 MPI driver at 187Kbits/s, directly from the integrated serial port, without the need to use an optional module.

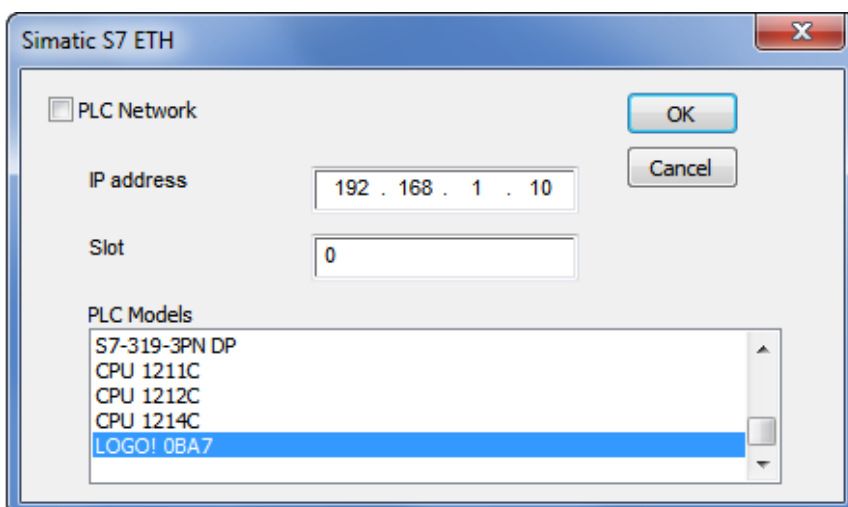
The MPI driver is supported by both eTOP 400 and 500 series, by simply choosing the protocol from the list of available drivers and transferring the application to the unit.

Please note that the connection to an MPI network from eTOP integrated serial port requires the use of a special cable coded as CA255. The cable drawing can be downloaded from the UniOP web site at the following [link](#).

The Simatic S7 MPI driver requires the appropriate version of the of the panel operating system. The detailed information is listed below. Feel free to contact Sitek [Technical Support](#) for further information.

Support for Simatic LOGO!

With JMobile V1.6 you can connect to the Siemens Simatic LOGO! controllers via ethernet. The Simatic S7 ETH driver has been enhanced to include a new model called "LOGO! 0BA7", corresponding to the new devices recently released by Siemens. LOGO controllers are widely used for very simple control systems. Low-cost products such as the eTOP504 are a natural and convenient match for this range of applications. The choice of the new PLC is as simple as selecting the corresponding model in the Simatic S7 ETH protocol.



Press contacts

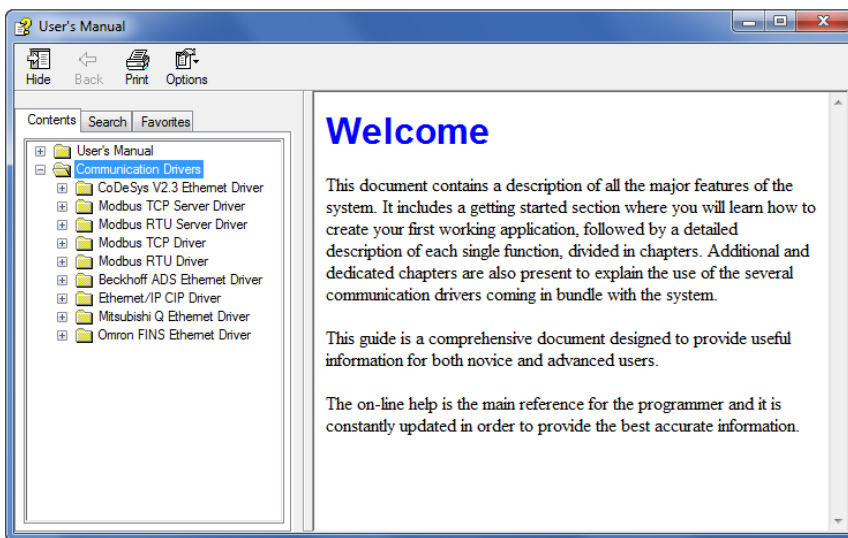
Sitek SpA
Via Monte Fiorino 9
37057 San Giovanni Lupatoto
Phone: +39 045 8750404
Fax: +39 045 8779023
<mailto:info@sitek.it>

Documentation for Communication Drivers

JMobile V1.6 includes in the online help the technical notes describing the communication protocols. Each technical note is included as a separate chapter.

Documentation for all available protocols will be gradually added as the implementation will proceed.

We will anyway continue to publish the classic technical note PDF format on the UniOP and [JMobile](#) web site.

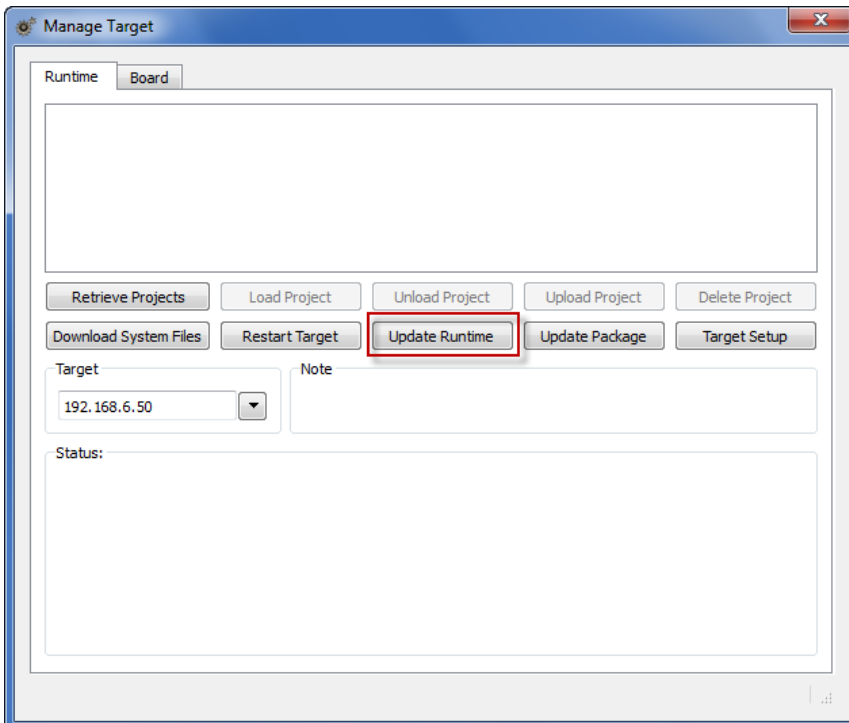


Press contacts

Sitek SpA
Via Monte Fiorino 9
37057 San Giovanni Lupatoto
Phone: +39 045 8750404
Fax: +39 045 8779023
<mailto:info@sitek.it>

How to Use the New JMobile Release

JMobile Studio V1.6 requires to update the runtime components on the panel devices. To align the runtime simply go to the Run menu, click "Manage Target", connect to the panel and click on the "Update Runtime" button and follow the instructions on the screen.



Official Release for Production of Updated BSP (Operating System)

We have released for production the official version of the BSP according to the following release numbers:

eTOP400 series aligned to BSP V2.59

eTOP500 series (504) aligned to BSP V1.38

The new versions of the operating systems include some general improvements and the official support for the Simatic S7 MPI driver.

Please contact [Sitek technical support](mailto:info@sitek.it) for additional information related to the BSP, especially if you need to proceed with upgrading an existing panel.

Press contacts

Sitek SpA
Via Monte Fiorino 9
37057 San Giovanni Lupatoto
Phone: +39 045 8750404
Fax: +39 045 8779023
<mailto:info@sitek.it>



Future Steps - Coming Soon

With the intention of providing the market with a clear signal of the importance we give to reliability, stability and product performance, we have decided to split the introduction of new features in two major steps.

The next JMobile version is scheduled for release at the end of this year. It will be named Version 1.8.

V1.8 will be another important step in terms of performance and stability of the software. We are working on the inclusion of some architectural details that will move the product significantly ahead in usability (user experience) and stability both for programming system version (Studio) and runtime version (target devices).

V1.8 will introduce the complete support of the SD card for eTOP500 series, providing options to store directly on the removable media the trend data files, or recipe data.

V1.8 will also include a preliminary step in the Tag Editor redesign to support some requirements quite common when dealing with projects using complex networks (panel with access to multiple controllers)

JMobile V2.0 has then a new time frame, we foresee it becoming available in the second quarter of the new year.

Many of the new features that will be released in V2.0 are already available in Alpha stage.

As always, we are available to discuss opportunities and specific needs for any and all important opportunities.

Websites:

<http://www.sitek.it/>

<http://www.uniop.com/>

<http://www.jmobile.net/>

Press contacts

Sitek SpA

Via Monte Fiorino 9

37057 San Giovanni Lupatoto

Phone: +39 045 8750404

Fax: +39 045 8779023

<mailto:info@sitek.it>